

The Learning TOWER™

Instructions for use of THE LEARNING TOWER™

*As with all learning tools, parents should actively supervise and guide their child's experience with **The Learning Tower™**. A few simple hints or suggestions can help open a new world of creativity for children. And, of course, a few simple precautions will ensure your child's safety and security.*



1. Always have adult supervision when a young child is in **The Learning Tower™**.
2. An adult must always make sure the adjustable deck is at the proper level for the child's center of gravity, and that the adjustable deck is in a locked position.
3. An adult must always make sure that **The Learning Tower™** is placed away from dangerous objects or appliances (example: never in front of the stove).
4. Under supervision, allow the young child, who has developed good stability while standing, to climb into **The Learning Tower™**. Once in **The Learning Tower™**, the child may choose to simply observe what is going on around him, or he may choose an activity offered him, such as washing his own dishes, pouring water from one cup to another or helping in simple food preparation. Remember, part of building a child's self-esteem comes from learning to do things himself and "helping".
5. Under supervision, allow the child to climb out by himself through the opening on the sides.
6. Give the child a small blanket or towel – he may choose to make a "secret fort" or "puppet theatre" with it.
7. Provide the materials for coloring or drawing – he may choose to use **The Learning Tower™** as his personal desk.
8. **The Learning Tower™** supports up to 500 lbs.



Rose & Lily Australia Pty Ltd | PO Box 3280, Newmarket QLD 4051
Tel: 1300 119 837 / Fax: (07) 3352 7002. www.roseandlily.com.au



PLEASE DO NOT RETURN THIS PRODUCT TO THE STORE

**If you are experiencing technical problems or have questions regarding this product, please contact the Australian distributor
Rose & Lily Australia on:**

1300 119 837

**If you require additional copies of our assembly instructions,
please visit the Assembly Instruction page on our website:**

www.learningtower.com.au



Thank You!

**Rose & Lily Australia Pty Ltd | PO Box 3280, Newmarket QLD 4051
Tel: 1300 119 837 / Fax: (07) 3352 7002. www.roseandlily.com.au**

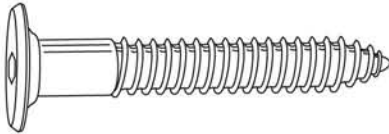
PARTS LIST




A x2




B x4



C x24



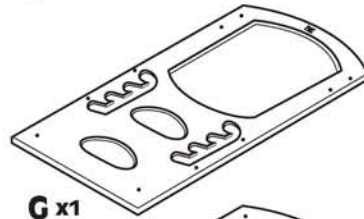
D x4



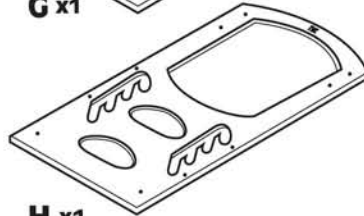
Lock washer
E x4



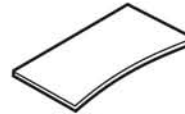
Washer
F x4



G x1



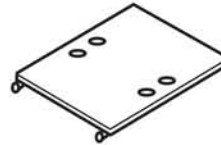
H x1



I x2



J x2



K x1



Allen wrench



Also comes with fabric piece for imaginative play!

PLEASE READ BEFORE USING THE LEARNING TOWER™

Please observe the following operating, maintenance and disposal WARNINGS to reduce and prevent serious injury to children using **The Learning Tower™**:

Operating Instructions:

1. Children must not use **The Learning Tower™** until assembly is completed and Tower is set up on a level surface.
2. Adult supervision is required. Children should be instructed not to use **The Learning Tower™** in any manner other than intended.
3. Children should be instructed not to climb on **The Learning Tower™** when it is wet.
4. Children should be instructed not to attach items to **The Learning Tower™** that may be potential strangulation hazards (such as, but not limited to, pet leashes, ropes, chains, etc.)
5. Children should be dressed appropriately. Avoid loose-fitting clothing and potentially hazardous items such as ponchos and scarves.

Maintenance Instructions:

6. Adults should check all nuts and bolts twice monthly for tightness and tighten any that are loose.

Disposal Instructions:

7. **The Learning Tower™** should be completely disassembled and disposed of in such a way that no unreasonable hazards will exist when it is discarded.

ASSEMBLING THE LEARNING TOWER™

For clarity, screw sizes are not shown to scale.

